


# G1010 Mark II Series oxygen analysers



## Features

- ◆ **Exceptional dynamic range**
- ◆ **Single-point calibration**
- ◆ **Microprocessor-controlled**
- ◆ **Programmable alarms and analogue output**
- ◆ **Hazardous-area models available**



**The oxygen analysers in the G1010 Series** use galvanic cell primary elements and can measure oxygen concentrations from 100% to 0.1 ppm (parts per million) in a variety of gases. The instruments are micro-processor-controlled and provide exceptional performance and versatility.

**A large multi-digit, autoranging LCD** shows the concentration and user-adjustable parameters.

**Two alarm channels**, user-programmable to be high, low or off, each provide one set of volt-free changeover contacts, and can be set to any concentration within the span of the instrument.

**A user programmable analogue output** of 0 to 5v or 4 to 20mA is available at the time of ordering.

**Several versions of sensor are available**, enabling the analyser to operate at optimum performance in a diverse range of applications. These include a sensor suitable for operating in the presence of high concentrations of mildly acidic gases such as carbon dioxide and hydrogen sulphide.

**Remote sensor versions are available** that allow the separation of the control/display module and sensor by up to several hundred metres. Depending on the distance and concentration being measured, the sensor is either connected directly to the display module or via an integral two-wire transmitter.

Because the sensor conforms to the 'simple apparatus' category as defined by European standard EN 50020, **remote sensors may be located in a hazardous area**. A suitable zener barrier or galvanic isolator must be inserted between the sensor assembly and the control/display module.

**Two other analysers are derived from the G1010:**

**The bench-top G210** is a mains powered analyser which can be equipped with a variety of sampling systems and accessories including a pump, filter and flow control.

**The wall-mounting G610** is packaged in an IP65 enclosure allowing it to be located in almost any industrial situation.

## Applications

- ◆ **Air separation plants**
- ◆ **Nitrogen purged soldering systems**
- ◆ **Cylinder gas quality**
- ◆ **Food packaging and storing**
- ◆ **Purge gas monitoring**
- ◆ **Landfill gas monitoring**
- ◆ **Glove boxes**
- ◆ **Workplace air monitoring**
- ◆ **Medical monitoring**

**SPECIFICATION**

**Display**

Multi-digit LCD – character height 12.7mm

**Display ranges**

E version – display range 0.01% to 100.0%. Suitable for samples containing mildly acidic gases; eg, carbon dioxide, hydrogen sulphide etc

N version – display range 100ppm to 50%

L version – display range 0.1ppm to 25%

**Display resolution**

0.1% from 10% to 100%

0.01% from 0.50% to 9.99%

10ppm from 500ppm to 4999ppm

1ppm from 50ppm to 499ppm

0.1ppm from 0ppm to 49.9ppm

**Stability**

Better than 2% of full-scale per month

**Cell life**

E version – up to 5 years

N and L versions – up to 2 years

**Sample flow**

Between 100 and 300ml/min for optimum operation.

Max 1 litre/min.

**Sample temperature**

-5 to +40°C (non condensing)

**Sample connections**

Inlet and outlet: captive-seal compression fittings suitable for 0.25 inch (or 6mm) o/d tube

**Speed of response**

T90 – variable depending on sensor and concentration.

Approximately 3s at % levels and 20s at ppm levels. The ppm figure assumes that the sensor is purged down to the ppm concentration of interest.

**Analogue outputs**

0 to 5V or 4 to 20mA (specify at time of order)

Each user-programmable between the following:

E version 0 to 5% to 0 to 100%

N version 0 to 50ppm to 0 to 50%

L version 0 to 50ppm to 0 to 10%

**G1010TX output**

The output span of the Tx version is fixed to any one of the ranges given below.

E version 0 to 100%, 0 to 25%, 0 to 5%

N version 0 to 100%, 0 to 25%, 0 to 5%,

0 to 5000ppm, 0 to 500ppm

L version 0 to 25%, 0 to 5%, 0 to 5000ppm,

0 to 500ppm, 0 to 50ppm

**Alarm outputs**

Two alarms, each user-programmable for mode – HIGH, LOW or OFF

Hysteresis programmable from 0 to 10% of set point

Volt-free changeover contacts rated at 250V r.m.s.a.c max., 3A max., max power 60W, normally energised.

**Ambient temperature**

0 to 40°C (continuous operation)

-5 to + 55°C (intermittent operation)

**Power supply**

110/120V or 220/240V, 50/60Hz or 24V dc

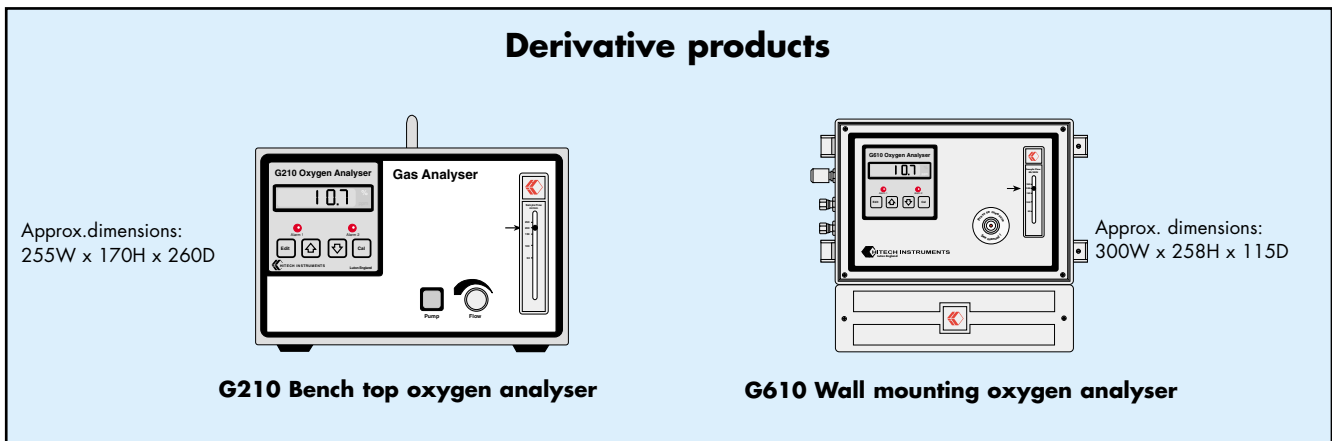
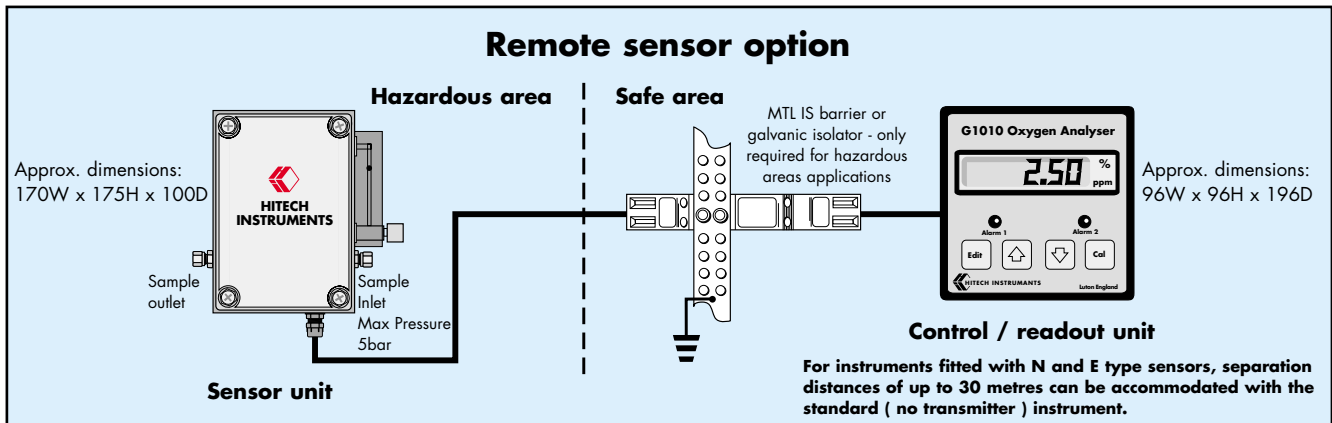
Max power consumption 4VA

**Enclosure**

Panel-mounting glass-reinforced Noryl case to IP40. Optional lockable transparent door to IP54 is available.

**Dimensions**

See drawing below



All dimensions in mm

In keeping with a policy of continuous development, Hitech Instruments Ltd reserves the right to change any part of this specification without notice

20 Titan Court, Laporte Way, Luton, Bedfordshire, England LU4 8EF  
 Tel: +44 (0)1582 456900 Fax: +44 (0)1582 400901  
 Web site: <http://www.hitech-inst.co.uk>  
 E-mail: [enq@hitech-inst.co.uk](mailto:enq@hitech-inst.co.uk)

A member of The MTL Instruments Group plc



**HITECH INSTRUMENTS LIMITED**